



CARA

Central Adoption Resource Authority



Annual Report 2014-2015

Ministry of Women & Child Development
Government of India
www.cara.nic.in

Annual Report
2014-2015



C A R A

CENTRAL ADOPTION RESOURCE AUTHORITY

Ministry of Women & Child Development

Government of India

Contents

1 pg	Introduction	
	Activities	4 pg
10 pg	Database	
	Financial Reports	12 pg





सत्यमेव जयते

मेनका संजय गांधी

Maneka Sanjay Gandhi



मंत्री
महिला एवं बाल विकास मंत्रालय
भारत सरकार
नई दिल्ली-110001
MINISTER
MINISTRY OF WOMEN & CHILD DEVELOPMENT
GOVERNMENT OF INDIA
NEW DELHI-110001

New Delhi
13th May, 2016

MESSAGE

It gives me immense pleasure to forward the Annual Report of Central Adoption Resource Authority (CARA) for the year 2014-15. I understand that there are large numbers of children without parental care languishing in child care institutions and such children need to be placed with loving and caring families. The role of CARA is important for promotion of adoption in the country and to minimize their stay in child care.

CARA has to continue its capacity building activities for various stakeholders so that all adoptions are done in a very professional and ethical manner. CARINGS which is an IT application to bring transparency in adoption system has been made more user friendly so that adoption process of each child is expedited.

I would like to emphasize that there is need to have multimedia campaign to promote legal adoption in the country and curb informal adoptions happening without involvement of authorities and recognized agencies.

I notice that there are fewer children coming to adoption agencies and in this regard the District Child Protection Unit and the State Government have to take this matter with seriousness.

I am hopeful that CARA would continue its efforts so that all orphan, abandoned and surrendered children could be reached for their rehabilitation in a family.

Maneka Sanjay Gandhi
(Smt. Maneka Sanjay Gandhi)

Acronyms

AFAA	:	Authorized Foreign Adoption Agency
ARC	:	Adoption Recommendation Committee
CA	:	Central Authority (The Government Department designated as such under the Hague Convention on Protection of Children & Cooperation in Respect of Inter-Country Adoption, 1993)
CARA	:	Central Adoption Resource Authority
CARINGS	:	Child Adoption Resource Information and Guidance System
CWC	:	Child Welfare Committee
ICPS	:	Integrated Child Protection Scheme
ICT	:	Information & Communication Technology
IEC	:	Information Education & Communication
J. J. ACT	:	Juvenile Justice (Care of Protection of Children) Act, 2000
MIS	:	Management Information System
NOC	:	No Objection Certificate
PAPs	:	Prospective Adoption Parents
RIPA	:	Recognised Indian Placement Agency
SAA	:	Specialised Adoption Agency
UTs	:	Union Territories



Smt. Maneka Sanjay Gandhi, Hon'ble Minister, MWCD, during the National Meet on Adoption at DRDO Bhawan, New Delhi on 20th February, 2015.

1.1 Central Adoption Resource Authority (CARA)

CARA is an autonomous body under the Ministry of Women & Child Development, Government of India. It functions as the nodal body for adoption of Indian children and is mandated to monitor and regulate in-country and inter-country adoptions. CARA is designated as the Central Authority to deal with inter-country adoptions in accordance with the provisions of the Hague Convention on Inter-country Adoption, 1993, ratified by Government of India in 2003. CARA primarily deals with adoption of orphan, abandoned and surrendered children through its associated /recognised adoption agencies.

The autonomous body was registered in the year under Societies Registration Act 1999 and it is governed by its Memorandum of Association (MOA) and Service Bye-laws and other Government Rules, as applicable. It has a Management Committee consisting of both official and non-official members. Currently, it has a sanctioned strength of 27 regular staff.

The vision of CARA is to find a loving and caring family for every orphan, abandoned and surrendered child in the country. Its mission is to expand adoption services to every corner of the country, make efforts for expeditious rehabilitation of orphan, abandoned and surrendered children, ensure standardization in the functioning of adoption agencies, promote ethical practices in adoption and provide facilitation to parents desiring to adopt. The main aim of CARA is to facilitate adoption of as many Indian



Sh. Vinay Sheel Oberoi, Secretary, MWCD, Addressing the National Meet on Adoption at DRDO Bhawan, New Delhi on 20th February, 2015.

adoptable children as possible and to ensure that eligible children are available for adoption without prospective adoptive parents having to endure unnecessary onerous requirements, unreasonable delays and illegal demands. CARA is also required to act as a clearing house for information about children eligible for adoption; develop public awareness campaigns; undertake research and evaluation; monitor and regulate the work of recognised and associated agencies; liaison with the other central authorities and foreign missions and ensure post-adoption follow-up and care for the adopted children. In spite of its best efforts, there are delays in the adoption system both at the pre-adoption level and during adoption stage which is being addressed with constant and regular interventions with Stake holders.

1.2 State Adoption Resource Agency (SARA)

As per 'Guidelines Governing the Adoption of Children-2011', every State Government is required to set up a State Adoption Resource Agency (SARA) to act as a nodal body within the State to coordinate, monitor and develop the work of adoption and non-institutional care in coordination with CARA. As far as promotion of in-country adoption is concerned, it has to ensure that all adoptions are processed online in CARINGS including registration of all admitted children and Prospective Adoptive Parents (PAPs). SARA has also to carry out awareness efforts and IEC campaign. As a regulatory body, it has to conduct inspections to assess the activities of the adoption agencies as provided in the CARA Guidelines. Further, it has to monitor the linkage between the RIPA and the SAA while it has to promote the linkage between CCI and RIPA/SAA for de-institutionalisation of all such children without parental care.

So far, 22 States have already constituted State Adoption Resource Agencies (SARAs) to promote adoption programme in their respective states. SARA has to coordinate with District Child Protection Unit (DCPU) to assess the ground level situation and address delays at various levels.

1.3 Specialised Adoption Agencies (SAAs)/ Recognised Indian Placement Agencies (RIPAs)

In order to facilitate the placement of orphan, abandoned and surrendered children in adoption, the Juvenile Justice Act 2000 empowers the State Government to recognize one or more of its childcare institutions or voluntary organizations in each district as Specialised Adoption Agency (SAA) for placing children in in-country adoption. Each SAA has a specific role for the children to be adopted, the biological mother/parents and the prospective adoptive parents (PAPs). SAAs are normally given grants under the Integrated Child Protection Scheme (ICPS) which is a centrally sponsored scheme aimed at building a protective environment for children in difficult circumstances, as well as other vulnerable children, through Government-Civil Society Partnership.

There are about 412 recognised adoption agencies functioning at the State level for placing children in adoption and a list of such agencies is placed at Annexure -A. Out of 412 agencies, 71 agencies have been recognised as Recognised Indian Placement Agencies (RIPAs) to place children in inter-country adoption. The role of SAA includes, protection and well-being of every child in its care and to cater to their health needs; special care for children with special needs; emotional and psychological needs; educational needs; leisure and recreational

activities; protection from all kinds of abuse, neglect and exploitation; social mainstreaming; restoration and follow-up. Further, it makes efforts for their restoration and to place them in adoption following CARA Guidelines including monitoring their safeguards. The role of the SAA also includes registration and counselling of the Prospective Adoptive Parents (PAPs), preparing their Home Study Report (HSR) and matching a suitable child with them.

1.4 Authorised Foreign Adoption Agencies (AFAAs)/Central Authorities (CAs)

CARA authorises Foreign Adoption Agencies for sponsoring applications of prospective adoptive parents living in a foreign country which include Non

Resident Indians (NRIs), Overseas Citizens of India (OCI), Persons of Indian Origin (PIO) and foreigners. A foreign accredited agency desirous of sponsoring applications of foreign adoptive parents for adopting an Indian child shall make an application to CARA for authorization through its Central Authority or Competent Authority. These agencies are also known as accredited agencies in the receiving countries to process cases of inter-country adoptions. In some of the countries, Central Authorities (CAs) are directly involved in cases of inter-country adoptions as these bodies forward the applications of the Prospective Adoptive Parents (PAPs) to CARA instead of Authorised Foreign Adoption Agencies (AFAAs). There are about 153 foreign agencies/central authorities in 31 countries having working relationship with CARA.



Sh. Veerendra Mishra, Secretary, CARA during the visit to one of the adoption agencies in Hyderabad on 4th December, 2014.

Chapter II



Smt. Maneka Sanjay Gandhi, Hon'ble Minister of MWCD unveiling the new logo of CARA during the National Meet on Adoption at DRDO Bhawan, New Delhi on 20th February, 2015.

2.1 CARINGS:

Child Adoption Resource Information & Guidance System (CARINGS), an e-governance initiative on adoption, was launched by the Government in February 2011. This web based management and monitoring system provides a transparent and friendly adoption process. It offers a more child centric approach based on the principles of care, convenience and comfort for the child and parents. It facilitates expeditious and smooth adoption, ensures transparency in the adoption process,

increases accountability of implementing agencies, creates a network of stakeholders and maintains a national database to enable effective policy making and research.

Both the child as well as prospective parents benefit from CARINGS. Using the database of adoptable children and the waiting parents, children in adoption agencies across the country are reached and matched with waiting parents for their early rehabilitation. As a web based information system CARINGS facilitates prospective adoptive parents for viewing adoption related information, contact details of adoption agencies and information on eligibility to adopt. It has also facility for tracking the status of their case online.



Sh. B.K. Sahu, Deputy Director, CARA addressing the Training programme on CARINGS held in Kerala on 15th January, 2015.

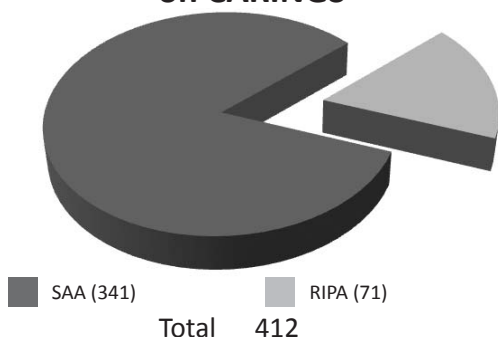
Outcome

A. Registration of adoption agencies on CARINGS: This module helps all adoption agencies in the country to enter relevant information related to orphan, abandoned and surrendered children and about the

prospective adoptive parents. Data pertaining to admission of children and post-adoption follow-up records until they get adoption decree are entered. Out of 412 agencies, 380 Specialised Adoption Agencies are already registered online.

Now CARA is regularly organising hands on session with the service providers with the help of State Governments so that their dashboard data matches with actual data and all children could be reached for their rehabilitation.

Status of adoption agencies registered on CARINGS



B. Online registration of PAPs in case of domestic adoption: The prospective adoptive parents (PAPs) habitually residing in India and having Indian citizenship can check their eligibility criteria, learn about the process and requirements for adoption, search for a suitable adoption agency and register themselves at www.cara.nic.in with the help of specialised adoption agencies.

C. Online registration of PAPs in case of inter-country adoption: In cases of inter-country adoptions, the prospective adoptive parents (PAPs) are required to register online through their authorised foreign adoption agencies or central authorities and such facility has been created in CARINGS. In cases of inter-country adoptions, the authorised foreign adoption agencies or central authorities only after completion of the home study

reports of the prospective adoptive parents can register in CARINGS.

D. Post-adoption follow-up online: Now Authorised Foreign Adoption Agencies (AFAAs) and Central Authorities (CAs) in the receiving countries can post online post-placement progress reports for a period of two years through CARINGS. Six post-placement reports are required, four in the first year and two in the second year. This has been stipulated w.e.f January 2012. Post-adoption follow-up has also been facilitated in cases of domestic adoptions.

Achievements

Major accomplishments during the year 2014-15 can be classified as under:

- Around 380 adoption agencies are now registered online through CARINGS Module
- Large pools of prospective adoptive parents are registered online.
- Fast-tracking and rehabilitation of special needs children through Special Needs Module.
- Mandatory online adoption process in case of inter-country adoptions.

2.2 Training and Development:

CARA has organised a number of state orientation programmes on adoption with the help of state governments and other stake holders. Purpose of these training programmes is usually to provide adequate knowledge, skill and motivation to all stake holders in the adoption programme and also update them about policies & procedure of adoption and related matters as provided under various Acts, Rules and Guidelines. Participants for the adoption programme have been members of adoption agencies, CWC members, representatives from state



Sh. Veerendra Mishra, Secretary, CARA, inaugurating the State level orientation training programme on adoption held in Goa on 13/2/2015.

governments, etc. Course content broadly consisted of legal and policy issues related to adoption and non-institutional care and practical operational issues. Each programme would invite feedback from participants so that future needs for training and other regional needs could be assessed properly.

CARA is mandated to work for the sensitization of the stakeholders involved directly or indirectly for the protection and rehabilitation of children without parental care in alternate families. A number of capacity building programmes have been organised for various stakeholders at the State level to sensitise them on the advantages of early rehabilitation and

State Orientation Programme

S.No	Name of State	Date
1.	Assam	25.05.2014
2.	Nagaland	13.06.2014
3.	Himachal Pradesh	28.06.2014
4.	West Bengal	29.10.2014 & 13.02.2015
5.	Mizoram	20.11.2014
6.	Bihar	24.11.2014
7.	Maharashtra	18-20.12.2014
8.	Kerala	15.01.2015
9.	Goa	13.02.2015

integration of the child into a family environment and to update data on CARINGS (Child Adoption Resource Information & Guidance System), an IT application introduced by CARA for greater transparency in the adoption system. Continuous promotional efforts and enhanced coordination between CARA and adoption agencies have led to a better reporting system. In order to orient the functionaries of adoption agencies and stakeholders on new adoption guidelines (2011), CARA has organized several training and development activities. Such



Sh. Veerendra Mishra, Secretary, CARA having meeting on 19/12/2014 on adoption issues with Sh. Rajiv Chavan, Commissioner, Women and Child Development Department, Government of Maharashtra, SARA Officials, District Child Protection Officers and participants from adoption agencies during the State Orientation Programme held in Pune, Maharashtra.

दत्तक ग्रहण पर राष्ट्रीय सम्मेलन

20-21 फरवरी, 2015, डीआरडीओ भवन, नई दिल्ली

NATIONAL MEET ON ADOPTION

20 - 21 February, 2015, DRDO Bhawan, New Delhi



Smt. Maneka Sanjay Gandhi, Hon'ble Minister, MWCD, during the National Meet on Adoption at DRDO Bhawan, New Delhi on 20th February, 2015

programmes enabled CARA to map the expectations of the stakeholders of the adoption programme and identify areas which needed special intervention.

National Meet on Adoption: National Meet on Adoption on 20th and 21st February'2015 was organised in New Delhi at Dr. D.S Kothari Auditorium in DRDO Bhawan to give orientation and get feedback from all adoption agencies and the State Government officials on new draft adoption guidelines and

the upgraded version of CARINGS. The Meet also highlighted Guidelines related issues concerned with involvement of other Ministries – MEA, Home / Legal / Register General.

Heritage Tour

Older adoptees and their adopted parents visit India from time to time. During one of the visits, some of the children and their adoptive parents shared their experiences with the adoption agencies.



Smt. Maneka Sanjay Gandhi, Hon'ble Minister, Ministry of Women & Child Development with older adoptees from India and their parents from USA on 16th July, 2014.



The Hon'ble Minister of MWCD presenting Aadhaar Cards to children during the National Meet on Adoption at DRDO Bhawan, New Delhi on 20th February, 2015.

Hands on Sessions with adoption agencies, DCPO / SARA officials also undertook training :

S.No	Date	Name of State Govt.	No. of Agencies Covered
1.	20.09.2014	Uttar Pradesh	3 (Agra) 25 (Lucknow)
2.	30.10.2014	West Bengal	20
3.	20.11.2014	Mizoram	5
4.	20.12.2014	Maharashtra	60
5.	24.11.2014	Bihar	8
6.	15.01.2015	Kerala	18

- Besides the above, one review meeting for SARA/State Government officials on Adoption was held at Indian Council of



Participants in State Orientation Programme on Adoption held in Aizawl, Mizoram on 21st Nov, 2014 in Mizoram

Medical Research (ICMR), All India Institute of Medical Sciences (AIIMS), New Delhi on 27th & 28th August, 2014.

- One day orientation training on 19th January 2015 was held at CARA to orient Consultants, CARINGS staff & contractual staff on revamped CARINGS and the new adoption procedure.

2.3 Media

Central Adoption Resource Authority works towards promoting the cause of legal and ethical adoption through various media platforms. Several activities were under taken by CARA for the publicity promotion of adoption programme during the reporting year, which included:

- Advertisement with the theme 'Discover Parenthood, Adopt a Child'
- Public Notice for Hospitals and Maternity Clinics
- Production of fresh audio and video spots
- Public Notice issued for prospective adoptive parents (PAPs) for online registration on CARINGS.
- Public Notice for hospitals, nursing homes, unauthorised institutions was issued to curb informal adoptions in the country.



Participants in State orientation programme on adoption held in Goa

Inspections/visits of Adoption Agencies

S.No.	RIPA/SAA	Date of Inspection
1	5 adoption agencies in Andhra Pradesh	18-20th May, 2014
2	7 adoption agencies in Maharashtra	26-27th May, 2014
3	3 adoption agencies in Agra & Mathura, UP	24.06.2014
4	2 Adoption Agencies in Lucknow, UP	19.09.2014
5	3 Adoption agencies in Delhi	11.11.2014 & 18.11.2014
6	2 adoption agencies in Banaras	27-29th Jan'2015
7	2 Adoption agencies in Aizwal & Mizoram	20.11.2014

6. Four video & audio spots were developed and used in multi-media campaigns during the year 2014-15.

2.4 Inspections and Monitoring

CARA has undertaken joint inspections of adoption agencies with State Governments for expansion and strengthening of adoption programme. Joint inspections were conducted based on complaints and routine annual inspections were also undertaken. CARA has also facilitated regular monitoring of adoption Agencies through online CARINGS. Inspection reports of adoption agencies enable CARA in implementation of the programme and expeditious rehabilitation of special needs children in adoption. CARA has conducted inspections of 24 adoption agencies in the year 2014-2015.

2.5 Rehabilitation of children having special needs

The module has facilitated expeditious adoption of children having special needs, also called hard to

place children. Para 44 of the Guidelines Governing the Adoption of Children 2011 describes special needs children as under:-

- a) Children having visible and or serious medical conditions-mental or physical;
- b) Older children;
- c) Siblings and
- d) Extremely low birth-weight children

It has been observed that in the category of special needs children; the number of physically challenged and medical needs children is the highest, which is followed by older children. It is a fact that many children do not reach adoption agencies and the flow of children is less in comparison to parents desiring to adopt. When older and special needs children do not get family within the country, adoption of such children is facilitated in inter-country adoption to protect them from long-term institutionalisation.

Chapter III

Adoptions	2012-13	2013-14	2014-15
	(Apr, 12 to Mar,13)	(Apr,13 to Mar,14)	(Apr,14 to Mar, 15)
In-country	4694	3924	3988
Inter-country	308	430	374

The details of State – wise adoption agencies and Adoption data during the year 2014-2015 are as under :-

State wise no. of Adoption Agencies

S.No.	Name of State	No. of SAAs	No of RIPAs	Total
1	Andaman & Nicobar	1	0	1
2	Andhra Pradesh	14	0	14
3	Assam	7	1	8
4	Arunachal Pradesh	1	0	1
5	Bihar	10	1	11
6	Chattisgarh	5	1	6
7	Chandigarh	1	0	1
8	Delhi	3	9	12
9	Goa	1	2	3
10	Gujarat	15	4	19
11	Haryana	2	1	3
12	Himachal Pradesh	1	0	1
13	Jharkhand	4	1	5
14	Karnataka	28	5	33
15	Kerala	16	5	21
16	Madhya Pradesh	37	1	38
17	Maharashtra	45	20	65
18	Mizoram	3	1	4
19	Manipur	6	0	6
20	Nagaland	5	0	5
21	Orissa	13	3	16
22	Punjab	5	2	7
23	Pondicherry	1	2	3
24	Rajasthan	35	1	36
25	Sikkim	2	0	2
26	Meghalaya	1	0	1
27	Tripura	9	0	9
28	Tamilnadu	9	5	14
29	Telangana	10	1	11

State wise no. of Adoption Agencies (contd.)

Sl. No.	Name of State	No. of SAAs	No of RIPAs	Total
30	Uttar Pradesh	26	1	27
31	Uttrakhand	4	0	4
32	West Bengal	21	4	25
	Total	341	71	412

State-wise Adoption Data for the year 2014-2015

S.No.	State	2014(April 2014 to Mar'2015)	
		In-country	Inter-country
1	Andaman & Nicobar	10	0
2	Andhra Pradesh & Telangana	341	20
3	Arunchal Pradesh	6	0
4	Assam	77	5
5	Bihar	59	2
6	Chattisgarh	54	0
7	Chandigarh	15	0
8	Delhi	126	55
9	Goa	16	0
10	Gujarat	153	22
11	Himachal Pradesh	8	0
12	Haryana	40	7
13	Jharkhand	119	15
14	Karnataka	411	14
15	Kerala	199	13
16	Manipur	8	0
17	Madhya Pradesh	114	1
18	Maharashtra	947	89
19	Mizoram	10	1
20	Meghalaya	11	0
21	Nagaland	43	0
22	Orissa	198	32
23	Pondicherry	27	6
24	Punjab	53	31
25	Rajasthan	181	4
26	Tamil Nadu	228	26
27	Tripura	29	0
28	Uttar Pradesh	193	4
29	Uttrakhand	12	1
30	West Bengal	300	26
	Total	3988	374

Chapter IV



कार्यालय महानिदेशक लेखापरीक्षा (केंद्रीय व्यय) इन्द्रप्रस्थ एस्टेट, नई दिल्ली –110002

OFFICE OF THE DIRECTOR GENERAL OF AUDIT (CENTRAL EXPENDITURE)

INDRAPASTHA ESTATE, NEW DELHI -110002

दूरभाष / Phone: 011&23454329 फ़ैक्स / Fax: 23702271 ईमेल / Email: Amag3hq@gmail.com

संख्या / No AMG - III/4-67/SAR/CARA/2015-16/819

दिनांक / Dated 05.10.2015

सेवा मे

सचिव, भारत सरकार
महिला एवं बाल विकास मंत्रालय
शास्त्री भवन
नई दिल्ली

विषय: वर्ष 2014-15 के लिए केन्द्रीय इत्तक –ग्रहण संसाधन प्राधिकरण के लेखाओं पर पृथक लेखापरीक्षा प्रतिवेदन

महोदय / महोदया

मैं केन्द्रीय दत्तक –ग्रहण संसाधन प्राधिकरण, नई दिल्ली के वर्ष 2014-15 के प्रमाणित लेखे की प्रति, उसके प्रतिवेदन तथा लेखापरीक्षा प्रमाणपत्र की प्रति संसद के पटल पर रखने के लिए संलग्न करती हूँ।

संसद को प्रस्तुत कर दस्तावेज की दो प्रतियाँ उस तिथि को दर्शाते हुए जब वे संसद को प्रस्तुत किए गए थे, इस कार्यालय को तथा भारत के नियंत्रक महालेखापरीक्षक के कार्यालय को भेजी जाए। कृपया यह सुनिश्चित करें कि पृथक लेखापरीक्षा प्रतिवेदन को संसद के दोनो संदनों के समक्ष प्रस्तुत करने से पहले वार्षिक लेखाओं को शासी निकाय द्वारा अवश्य अनुमोदित करा लिया जाए।

कृपया यह भी सुनिश्चित करें कि वर्ष 2014-15 के लेखापरीक्षा प्रतिवेदन एवं लेखापरीक्षा प्रमाणपत्र को संसद के पटल पर रखने से पहले वर्ष 2013-14 के तथा सभी पूर्व वर्षों के लेखापरीक्षा प्रतिवेदन एवं लेखापरीक्षा प्रमाणपत्र संसद के पटल पर प्रस्तुत किये जा चुके हों।

लेखापरीक्षा प्रतिवेदन का हिन्दी अनुवाद एवं इसे जारी करने से संबंधित सभी कार्यों को आपके निकाय द्वारा किया जाना ही अपेक्षित है। पृथक लेखापरीक्षा प्रतिवेदन का हिन्दी अनुवाद जारी करते समय निम्नलिखित अस्वीकरण (Disclaimer) अंकित करें:

“प्रस्तुत प्रतिवेदन मूल रूप से अंग्रेजी में लिखित पृथक लेखापरीक्षा प्रतिवेदन का हिन्दी अनुवाद है। यदि इसमें कोई विसंगति परिलक्षित होती है तो अंग्रेजी में लिखित प्रतिवेदन मान्य होगा।”

अनुलग्नक : यथोपरि

भवदीया

हस्ताक्षर

निदेशक (ए.एम.जी-III)

प्रतिलिपि:

श्री वीरेन्द्र मिश्रा, सचिव, केन्द्रीय दत्तक –ग्रहण संसाधन प्राधिकरण, महिला एवं बाल विकास मंत्रालय, पश्चिमी खण्ड 8, विंग 2, तृतीय तल, रामकृष्ण पुरम, नई दिल्ली – 110066 को लेखापरीक्षा प्रतिवेदन तथा लेखापरीक्षा प्रमाणपत्र की प्रति आवश्यक कार्यवाही हेतु अग्रेषित की जाती है। यह अनुरोध किया जाता है कि संसद को प्रस्तुत दस्तावेजों की दो प्रतियाँ उस तिथि को दर्शाते हुए जब वे संसद को प्रस्तुत किए गए थे इस कार्यालय को तथा भारत के नियंत्रक एवं महालेखापरीक्षक के कार्यालय को भेजी जाएं।

कृपया यह सुनिश्चित करें कि पृथक लेखापरीक्षा प्रतिवेदन को संसद के दोनो संदनों के समक्ष प्रस्तुत करने से पहले वार्षिक लेखाओं को शासी निकाय द्वारा अवश्य अनुमोदित कार लिया जाए। कृपया यह भी सुनिश्चित करें कि वर्ष 2014-15 के लेखापरीक्षा प्रतिवेदन एवं लेखापरीक्षा प्रमाणपत्र को संसद के पटल पर रखने से पहले वर्ष 2013-14 के तथा सभी पूर्व वर्षों के लेखापरीक्षा प्रतिवेदन एवं लेखापरीक्षा प्रमाणपत्र संसद के पटल पर प्रस्तुत किये जा चुके हों। यह भी अनुरोध किया जाता है कि पृथक लेखापरीक्षा प्रतिवेदन के हिन्दी अनुवाद की एक प्रति शीघ्र इस कार्यालय को भेजी जाएं।

हस्ताक्षर

निदेशक (ए.एम.जी-III)

Separate Audit Report of the Comptroller & Auditor General of India on the Account of Central Adoption Resource Authority , New Delhi for the year

ended 31 March 2015

We have audited the attached Balance Sheet of Central Adoption Resource Authority, New Delhi (CARA) as on 31 March 2015, Income & Expenditure Account and Receipt & payments Account for the year ended on that under Section 20 (1) of the Comptroller & Auditor General 's (Duties, Power & Condition Of Service) Act, 1971. The audit has been entrusted for the period up to 2014-2015 These financial statements are the responsibility of CARA. our responsibility is to Express as opinion on these financial statements based on our audit

2. This Separate Audit Report contain the comments of the Comptroller & Auditor General of India (CAG) on the accounting treatment only with regard to Classification, conformity with the best accounting practices, accounting standards And disclosure norms, etc. Audit observation on financial transaction with regards to Compliance with the Law, Rules & Regulation (Propriety and Regularity). and efficiency – cum – performance aspect etc. if any, are reported through Inspection Report /CAG's Audit Reports separately

3. WE have conducted our audit accordance with auditing standards generally Accepted in India. These standards require that we plan and perform the audit to obtain reasonable assurance about whether the financial statements are free from Material misstatements. An audit includes examining, on a test basis, evidences Supporting the amounts and disclosures in the financial statements. An audit also Includes assessing the accounting principles used and significant estimates made by Management, as well as evaluating the overall presentation of financial statements. We believe that our audit provides a reasonable basis for our opinion.

4. Based on our audit, we report that:

(i) We have obtained all the information and explanations. Which to best of our knowledge and belief were necessary for the purpose of our audit

(ii) The Balance Sheet, Income 7 Explanation Account and Receipt & Payments Accounts dealt with by this report have been drawn up in the format approved by the ministry of Financial.

(iii) In our opinion, proper book of accounts and other relevant records have been maintained by CARA in so far as it appear from our examination of such book.

(iv) We further report that :

A. Balance Sheet

A.1. Liability :

A.1.1. Capital fund (Schedule-1) Rs. 58.80 lakh

A.1.1.1. As per the prescribed From the Financial Statements for the Central Autonomous Bodies, balance of net income (expenditure) transferred from the Income & Expenditure account is to be added / subtracted in the Schedule-1 whereas CARA has

CARA has transferred the excess of expenditure for the year 2014-15 under Reserve and Surplus (Schedules-2). This need to be rectified.

A.2 Assets:

A.2.1 Fixed Assets (Schedule-8) – Rs. 14.07 lakh

A.2.1.1 An amount of Rs. 73.03 lakh was paid by CARA to a firm for production of four films including scripting/story board. Music. Direction, etc. The amount was booked as revenue expenditure under plan head account. Since the item acquired was of capital nature, it needs to be booked as capital expenditure. This has resulted in understatements of fixed assets and overstatements of expenditure by Rs. 73.03 lakh.

A.2.2. Current Assets (Schedule-11) – Rs. 63.33 lakh

A.2.2.1 CARA issued cheques valuing Rs. 0.62 lakh (issued in September 2014) to various creditors which remained un-cashed as at 31 March 2015. These time barred cheques were not written back which resulted in understatements of current Assets (Bank Balance) and Liability (creditors) by the like amount.

A.3 Investments (Schedules-10) – Rs. 63.33 lakh

A.3.1 As per the pattern prescribed by the ministry of Financial for investment of superannuation fund. A maximum of 40% amount could be invested in the FDR of the Bank. CARA invested all the accumulated fund of Rs. 63.33 lakh of gratuity and Leave Salary in the Fixed deposits of Syndicate Bank which was inconsistent with the pattern prescribed by the Ministry of Financial.

B. General :

B.1 An amount of Rs. 788.40 lakh had been shown as outstanding advances under plan head of account as of 31.3.2015 . of These . the advances pertained to very old period :

Sl No.	Name of the Agency	Amount Involved	Pending Since
1	DAVP	562.88	November 2012 onwards
2	CPWD	69.71	Januray 2012 onwards
3	NIC	47.93	June 2011 onwards

Audit noted that :

- CARA adjusted an expenditure of Rs. 45.44 lakh (Rs. 41.48 lakh on 31.2.2013 and Rs. 3.96 lakh on 31.3.2014) from the amount advanced to CPWD and the amount has been booked as revenue expenditure against renovation and repairing work. The entire amount of Rs.115.15 lakh (Rs. 45.44 lakh and Rs. 69.71 lakh) advanced to CPWD over the year should have been shown as ' work in progress ' under Schedule:8- Fixed Asset to be capitalized on completion of the work assigned to CPWD.
- The remaining long pending advances included advances given for 'training and other activities' during the year 2008-09 to 2012-13 which need to be adjusted at the earlier and may be informed accordingly

B.2 As per Schedule-7 of the Balance Sheet an amount of Rs. 111.31 lakh had been shown as provision for ' Leave Salary' and gratuity Contribution' as per actuarial valuation up to 31.3.2015 However , CARA had Investments of Rs. 63.33 lakh (Schedule-10) for Leave Salary and Gratuity Contribution . Thus, the available Fund for this account is short by Rs. 47.98 lakh as on 31.3.2015.

B.3 Salary was accounted for on cash basis instead of accrual basis.

C. Grant – in Aid

During the year 2014-15, CARA had received grants-in – aid of Rs. 481.66 lakh (Rs. 310.00 lakh 'plan ' and Rs. 177.66 lakh 'Non – Plan) from the Ministry of Women & Child Development. It had Rs. 81.04 lakh (Plan: Rs 75.21 lakh, Non Plan : Rs. 5.83 lakh) as unspent balance of previous year. Against the total available fun of Rs. 562.70 lakh, it utilized Rs. 555.11 lakh (Rs. 377.62 lakh under plan and Rs. 177.49 lakh under Non Plan) during the year leaving Rs. 7.59 lakh (plan) as unutilized at the end of the year.

D. Managements letter : Deficiencies which have not been included in the about report have been brought to the notice of the Authority through a management letter issued separately for remedial/corrective action.

5. Subject to observations in the preceding paragraphs , we report that the Balance Sheet, Income & Expenditure Account and Receipt & Payments Account dealt with by this report are in agreement with the book of accounts.


6. In our opinion and to the best of our information and according to the explanation given to us, the said financial statements read together with the Accounting Policies and Notes on Accounts, and subject to the significant matter stated above and other matters mentioned in Annexure to this Audit Report give a true and fair view in conformity with accounting principles generally accepted in India;

- a. In so far as it relates to the Balance Sheet, of the state of affair of the Central Adoption Resource Authority as at 31 March 2015; and
- b. In so far as it relates to Income and Expenditure Accounts of the deficit for the year ended on that date.

For and on behalf of C & AG of India

Place : New Delhi
Date:01.10.2015

Signature
Director General of Audit
Central Expenditure



Annexure

1. Adequacy of Internal Audit System

- The internal audit had been conducted by Chartered Accountant up to 2014-2015 and found to be adequate

2. Adequacy of Internal Control System

- The Internal Control Systems in CARA needs to be strengthened in the following areas:
- Adequate follow-up action was not taken to get the utilization certificates and some of which were outstanding since 2008-2009.
- The response of the management to statutory audit objections is not effective as 10 audit paras for the period from 2006 2007 to 2012-2013 are outstanding.

3. System of physical verification of assets

- Physical verification of fixed assets has been conducted only up to 27.5.2014 and found to be adequate.
- CARA had maintained consolidated fixed assets register for the non consumable items. Since schedule-8 (fixed assets) appended with the accounts prepared for Plan and Non-Plan head of accounts separately, the entries shown in the annual accounts could not be segregated head-wise from the assets register. Thus, the assets register need to be maintained separately for plan and non-plan head of accounts.
- During 2012-2013, furniture and fixture of Rs.32.51 lakh were purchased but item-wise break-up was not maintained. In the absence of the break-up, the physical existence of these assets and accuracy of the depreciation charged could not be verified in audit. This has been reported in the previous year's report also but the remedial action is still pending.

4. System of physical verification of inventory

- The physical verification of book has been conducted up to 9.7.2014 and no discrepancy was noticed.
- Physical verification of stationery and consumables has not been conducted.

5. Regularity in payment of statutory dues

- No Payment over six month in respect of statutory dues like Income Tax, Sales Tax, Service Tax, Custom Duty, Cess, Contributory Provident Fund and Employee's Stats Insurance are outstanding as on 31.03.2015.

Annexure

(to D.O. Letter No. AMG-III/4-67/SAR/CARA/2015-16/822 dated 05.10.2015)

1. In Schedule-7 (Current liabilities and provisions), Rs. 33,620 had been shown towards Terre Des Homemes (Lausanne) and Rs. 33,641 towards The Barker Foundation (USA) as liabilities of CARA. Since the amounts were not payable to these organizations but the refund of expenditure booked in their names, the amounts should have been taken as income of CARA. This has resulted in overstatement of liabilities and understatement of income by the like amounts.
2. In Schedule-21, the amount of Rs. 1661 under the head 'Bank Charges' and Rs.15067 under the head 'toll free Help line expenses' were not taken in the total of Plan and Non- plan head of account. Similarly, the total of Plan and Non-plan expenditure was depicted as Rs. 416,95,718 instead of Rs. 417,12,446. This needs rectification.
3. CARA had two saving bank accounts in operation each for plan and non-plan head of account. The details for the same are as under:

Plan		Non-Plan	
Syndicate Bank (RK Puram) Account no. 90702160000038	Rs. 1196583.07	Syndicate Bank (RK Puram) Account no. 90702160000023	Rs. 1591446.03
Union Bank of India (Palika Bhawan) Account no 468302010906554	Rs. 11601101.52	IDBI (Pitampura) Account no. 037104000211680	Rs. 29964.00

There was no justification for operating two separate bank accounts each for plan and non-plan head of accounts.

FINANCIAL STATEMENT

Central Adoption Resource Authority

West Block - 8, Wing - 2, 2nd Floor, R.K. Puram, New Delhi - 110 066

BALANCE SHEET

as on 31st March, 2015

	Schedule	Current Year			Previous Year			(Amount in Rs.)
		Plan	Non-Plan		Plan	Non-Plan		
			Total	Total		Total	Total	
CORPUS/CAPITAL FUND AND LIABILITIES								
CAPITAL FUND	1	43,21,917.00	15,57,782.00	58,79,699.00	39,34,368.00	15,22,535.00	54,56,903.00	
RESERVES AND SURPLUS	2	776,34,205.00	(23,64,631.00)	752,69,574.00	768,74,895.00	3,07,702.00	771,82,597.00	
EARMARKED/ENDOWMENT FUNDS	3							
SECURED LOANS AND BORROWINGS	4							
UNSECURED LOANS AND BORROWINGS	5							
DEFERRED CREDIT LIABILITIES	6							
CURRENT LIABILITIES AND PROVISIONS	7	15,58,738.00	117,06,546.00	132,65,284.00	82,25,179.00	90,99,380.00	173,24,559.00	
Excess of Income over Expenditure								
TOTAL		835,14,860.00	108,99,697.00	944,14,557.00	890,34,442.00	109,29,617.00	999,64,059.00	
ASSETS								
FIXED ASSETS	8	39,15,631.00	14,06,549.00	53,22,180.00	39,34,368.00	15,22,535.00	54,56,903.00	
INVESTMENTS - FROM EARMARKED/ ENDOWMENT FUNDS	9							
INVESTMENTS - OTHERS	10		63,33,100.00	63,33,100.00		54,70,230.00	54,70,230.00	
CURRENT ASSETS, LOANS, ADVANCES ETC.	11	795,99,229.00	31,60,048.00	827,59,277.00	851,00,074.00	39,36,852.00	890,36,926.00	
MISCELLANEOUS EXPENDITURE (to the extent not written off or adjusted)								
TOTAL		835,14,860.00	108,99,697.00	944,14,557.00	890,34,442.00	109,29,617.00	999,64,059.00	
SIGNIFICANT ACCOUNTING POLICIES	24	-	-					
CONTINGENT LIABILITIES AND NOTES ON ACCOUNTS	25							

FINANCIAL STATEMENT

Central Adoption Resource Authority

West Block - 8, Wing - 2, 2nd Floor, R.K. Puram, New Delhi - 110 066

INCOME & EXPENDITURE ACCOUNT

for year ended 31st March, 2015

(Amount in Rs.)

Schedule	Current Year			Previous Year		
	Plan	Non-Plan	Total	Plan	Non-Plan	Total
INCOME						
Income from Sales/Services						
Grant/Subsidies	373,74,560.00	177,13,463.00	550,88,023.00	464,14,001.00	163,83,290.00	627,97,291.00
Fees/Subscriptions						
Income from Investments (Income on Invest. From earmarked/endow. Funds transferred to Funds						
Income from Royalty, Publication etc.						
Interest Earned	7,29,490.00	6,12,872.00	13,42,362.00	4,35,681.00	5,43,610.00	9,79,291.00
Other Income		77,140.00	77,140.00	12,047.00	77,398.00	89,445.00
Increase/(decrease) in stock of Finished goods and works-in-progress						
TOTAL (A)	381,04,050.00	184,03,475.00	565,07,525.00	468,61,729.00	170,04,298.00	638,66,027.00
EXPENDITURE						
Establishment Expenses		161,50,583.00	161,50,583.00		104,03,681.00	104,03,681.00
Other Administrative Expenses	369,38,454.00	47,73,992.00	417,12,446.00	296,92,501.00	51,57,115.00	348,49,616.00
Expenditure on Grants, Subside etc.						
Interest						
Depreciation (Net Total at the year-end - corresponding to Schedule 8)	4,06,286.00	1,51,233.00	5,57,519.00	4,38,038.00	1,55,405.00	5,93,443.00
TOTAL (B)	373,44,740.00	210,75,808.00	584,20,548.00	301,30,539.00	157,16,201.00	458,46,740.00
Balance being excess of Income over Expenditure (A-B)		(26,72,333.00)	(19,13,023.00)	167,31,190.00	12,88,097.00	180,19,287.00
Transfer to Special Reserve (Specify each)						
Transfer to/from General Reserve						
BALANCE BEING SURPLUS/(DEFICIT) CARRIED TO CAPITAL FUND	7,59,310.00	(26,72,333.00)	(19,13,023.00)	167,31,190.00	12,88,097.00	180,19,287.00
SIGNIFICANT ACCOUNTING POLICIES						
CONTINGENT LIABILITIES AND NOTES ON ACCOUNTS						

FINANCIAL STATEMENT

Central Adoption Resource Authority

West Block - 8, Wing - 2, 2nd Floor, R.K. Puram, New Delhi - 110 066

Receipts and Payments

for the year ended 31st March, 2015

(Amount in Rs.)

RECEIPTS	Current Year			Previous Year		
	Plan	Non-Plan	Total	Plan	Non-Plan	Total
(I) Opening Balances:						
a) Cash in hand	16,624	19,036	35,660	23,907	17,593	41,500
b) Bank Balances			-			-
(i) In current accounts(unspent bal.)			-			-
(ii) In desposit accounts			-			-
(iii) Savings accounts (Syndicate Bank)	21,08,201	13,09,283	34,17,484	42,313	50,036	92,349
Union Bank of India	53,95,392	-	53,95,392	2,23,066	-	2,23,066
IDBI Bank	-	28,800	28,800		27,682	27,682
Adjustment of previous year advance	775,79,857	25,79,733	801,59,590	1065,92,438	33,31,651	1099,24,089
(II) Grants Received:						
a) From Government of India:-						
I) Revenue Expenses	306,12,451	171,30,753	477,43,204	464,14,001	159,26,107	623,40,108
ii) Capital Expenses	3,87,549	35,247	4,22,796	-	4,57,183	4,57,183
b) From State Government						-
c) From other sources (details)						-
(Grants for capital & revenue exp. to be shown separately)						-
(III) Income on Investments from:						
a) Earmarked/Endow. Funds						-
b) Own Funds (Oth. Investment)		38,81,122	38,81,122		17,02,571	17,02,571
FDR interest						
(IV) Interest Received:						
a) On Bank deposits						-
b) Loans, Advances etc.						-
c) Saving Account	7,29,490	6,12,872	13,42,362	4,35,681	2,38,200	6,73,881
Interest accrued (received during year)			-		3,05,410	3,05,410
(V) Other Income (Specify):						
Misc. Receipts	-		-	12,047	-	12,047
International Meet Reistration Fee			-	-		-
Other income	95,668		95,668		77,108	77,108
Receipt against RTI		405	405		290	290
Rebate on use of Franking Machine			-			-
(VI) Amount Borrowed:						
(VII) Any other receipts						
(give details):						
Security Deposit			-		-	-
FSC	-	76,735	76,735		-	-
TOTAL	1169,25,232	256,73,986	1425,99,218	1537,43,453	221,33,831	1758,77,284

FINANCIAL STATEMENT

Central Adoption Resource Authority

West Block - 8, Wing - 2, 2nd Floor, R.K. Puram, New Delhi - 110 066

Receipts and Payments

for the year ended 31st March, 2015

(Amount in Rs.)

PAYMENTS	Current Year			Previous Year		
	Plan	Non-Plan	Total	Plan	Non-Plan	Total
(I) Expenses:						
a) Establ. Exp.		126,54,261	126,54,261		103,56,284	103,56,284
b) Admin. Exp.	369,38,454	50,80,438	420,18,892	679,46,884	44,12,664	723,59,548
c) Payment against last year provisions			-			-
(II) Payments made against funds for various projects: (Name of the fund or project should be shown along with the particulars of payments made for each project)						
(III) Investments and deposit made:						
a) Out of Earmarked/Endowment funds			-		-	-
b) Out of Own Funds (Investments-others)		47,43,992	47,43,992		29,67,848	29,67,848
(IV) Expenditure on Fixed Assets & Capital Work-in-Progress:						
a) Purchase of Fixed Assets	3,87,549	35,247	4,22,796	6,96,495	4,60,183	11,56,678
b) Exp. On Capital Work-in-progress						
(V) Loans & Advances:						
a) To the Government of India						
b) To the State Government						
c) To others	788,40,705	22,00,197	810,40,902	775,79,857	25,79,733	801,59,590
(VI) Finance Charges (Interest):						
(VII) Other Payments (Specify):						
(VIII) Closing Balances:						
a) Cash in hand	12,422	14,010	26,432	16,624	19,036	35,660
b) Bank Balances:-			-			-
(i) In current accounts						
(ii) In deposit accounts						
(iii) Savings accounts(UBI)	6,44,408		6,44,408	53,95,392		53,95,392
IDBI		29,964	29,964		28,800	28,800
Syndicate Bank	1,01,694	9,15,877	10,17,571	21,08,201	13,09,283	34,17,484
TOTAL	1169,25,232	256,73,986	1425,99,218	1537,43,453	221,33,831	1758,77,284

Central Adoption Resource Authority

West Block - 8, Wing - 2, 2nd Floor, R.K. Puram, New Delhi - 110 066

SCHEDULES FORMING PART OF BALANCE SHEET

as on 31st March, 2015

(Amount in Rs.)

	Current Year			Previous Year		
	Plan	Non-Plan	Total	Plan	Non-Plan	Total
SCHEDULE 1 - CAPITAL FUND:						
Balance as at the beginning of the year	39,34,368.00	15,22,535.00	54,56,903.00	640,78,073.00	5,42,140.00	646,20,213.00
Add : Contributions towards Corpus/Capital Fund	3,87,549.00	35,247.00	4,22,796.00			
Add: Adjustment due to change in accounting Policy						
Add/(Deduct) : Balance of net income/ (expenditure) transferred from the less: Opening balance			-			
Income and Expenditure Account				601,43,705.00	12,88,097.00	12,88,097.00
less: transfer to Reserve & surplus					3,07,702.00	604,51,407.00
BALANCE AS AT THE YEAR - END	43,21,917.00	15,57,782.00	58,79,699.00	39,34,368.00	15,22,535.00	659,08,310.00
SCHEDULE 2 - RESERVES AND SURPLUS:						
1. CAPITAL RESERVE						
As per last Account	768,74,895.00	3,07,702.00	771,82,597.00	601,43,705.00	-	601,43,705.00
Addition during the year	7,59,310.00	(26,72,333.00)	(19,13,023.00)	167,31,190.00	3,07,702.00	170,38,892.00
Less : Deductions during the year		-			-	-
2. REVALUATION RESERVE :						
As per last Account		-	-		-	-
Addition during the year		-	-		-	-
Less : Deductions during the year		-	-		-	-
3. SPECIAL RESERVE :						
As per last Account		-	-		-	-
Addition during the year		-	-		-	-
Less : Deductions during the year		-	-		-	-
4. GENERAL RESERVE :						
As per last Account		-	-		-	-
Addition during the year		-	-		-	-
Less : Deductions during the year		-	-		-	-
TOTAL	776,34,205.00	(23,64,631.00)	752,69,574.00	768,74,895.00	3,07,702.00	771,82,597.00

FINANCIAL STATEMENT

Central Adoption Resource Authority

West Block - 8, Wing - 2, 2nd Floor, R.K. Puram, New Delhi - 110 066

SCHEDULES FORMING PART OF BALANCE SHEET

as on 31st March, 2015

(Amount in Rs.)

	Current Year		Previous Year		Total
	Plan	Non-Plan	Plan	Non-Plan	
SCHEDULE 3 - EARMARKED/ENDOWMENT FUNDS :					
a) Opening balance of the funds					
b) Additions to the Funds :					
(i) Grants (Non-Plan):					
a) Revenue expenses					
b) Capital Expenses					
(ii) Income from Investments made on account of funds					
(iii) Other additions (specify nature): International Meet Registration Fee					
TOTAL (a+b)					
c) Utilisation/Expenditure towards objectives of funds					
(i) Capital Expenditure					
* Fixed Assets					
* Others					
(ii) Revenue Expenditure					
* Salaries, Wages and allowances etc.					
* Rent					
* Other Administrative Expenses					
International Meet Expenses					
Total (c)					
NET BALANCE AS AT THE YEAR-END (a+b-c)					

Notes :

- 1) Disclosures shall be made under relevant heads based on conditions attaching to the grants.
- 2) Plan Funds received from the Central/ State Governments are to be shown as separate Funds and not to be mixed up with any other Funds.

FINANCIAL STATEMENT

Central Adoption Resource Authority

West Block - 8, Wing - 2, 2nd Floor, R.K. Puram, New Delhi - 110 066

SCHEDULES FORMING PART OF BALANCE SHEET

as on 31st March, 2015

(Amount in Rs.)

	Current Year		Previous Year	
	Plan	Non-Plan	Plan	Non-Plan
	Total	Total	Total	Total
SCHEDULE 4 - SECURED LOANS AND BORROWINGS:				
1. Central Government	-	-	-	-
2. State Government (Specify)	-	-	-	-
3. Financial Institutions	-	-	-	-
a) Term Loans	-	-	-	-
b) Interest accrued and due	-	-	-	-
4. Banks:				
a) Term Loans	-	-	-	-
- interest accrued and due	-	-	-	-
b) Other Loans (specify)	-	-	-	-
- interest accrued and due	-	-	-	-
5. Other Institutions and Agencies	-	-	-	-
6. Debentures and Bonds	-	-	-	-
7. Others (specify)	-	-	-	-
Total (c)	-	-	-	-
NET BALANCE AS AT THE YEAR-END (a+b-c)	-	-	-	-

Notes :

Amount due within one year

FINANCIAL STATEMENT

Central Adoption Resource Authority

West Block - 8, Wing - 2, 2nd Floor, R.K. Puram, New Delhi - 110 066

SCHEDULES FORMING PART OF BALANCE SHEET

as on 31st March, 2015

(Amount in Rs.)

	Current Year		Previous Year		Total
	Plan	Non-Plan	Plan	Non-Plan	
SCHEDULE 5 - UNSECURED LOANS AND BORROWINGS					
1. Central Government					-
2. State Government (Specify)					-
3. Financial Institutions					-
4. Banks:					
a) Term Loans					-
b) Interest accrued and due					-
5. Other Institutions and Agencies					-
6. Debentures and Bonds					-
7. Fixed Deposits					-
8. Others (specify)					-
Total					-
SCHEDULE 6 - DEFERRED CREDIT LIABILITIES					
a) Acceptances secured by hypothecation of capital equipment and other assets					
b) Others					
Total B.					-

FINANCIAL STATEMENT

Central Adoption Resource Authority

West Block - 8, Wing - 2, 2nd Floor, R.K. Puram, New Delhi - 110 066

SCHEDULES FORMING PART OF BALANCE SHEET

as on 31st March, 2015

(Amount in Rs.)

	Current Year		Previous Year		Total
	Plan	Non-Plan	Plan	Non-Plan	
SCHEDULE 7 - CURRENT LIABILITIES AND PROVISIONS:					
A. CURRENT LIABILITIES					
Un-spent Grant-in-Aid	7,58,524.00	-	75,20,633.00	5,82,710	81,03,343.00
Provision for Expenses(as per Annexure 'C')	7,04,546.00	5,20,662	7,04,546.00	7,35,587	14,40,133.00
Ashok Tours and Travels		42,650		24,250	-
E.P.F. Organisation		-		10,000	24,250.00
Security Deposits (ACME Ltd.)		-		70,000	10,000.00
Security Deposits (Verma Securities)		-		10,000	70,000.00
Security Deposits (Creative Solution)		2,085		14,006	10,000.00
TDS Contractor		10,400		-	14,006.00
TDS Professional					
Terre Des Homemes (Lausanne)	33,620.00				
The Barker foundation (USA)	33,641.00				
TA Payable	28,407.00				
Total A	15,58,738.00	5,75,797	82,25,179	14,46,553	96,71,732
B. PROVISIONS:					
1. For Taxation					
2. Gratuity		55,94,165		37,20,792	37,20,792.00
3. Superannuation/pension					
4. Accumulated Leave Encashment		55,36,584		39,32,035	39,32,035.00
5. Trade Warranties/ claims					
6. Others (specify)					
Provision for Admn. And Esstt. Expenses (Annexure 'D')					
Provision for Expenses					
Total B.	-	111,30,749	-	76,52,827	76,52,827
Total(A+B)	15,58,738.00	117,06,546	82,25,179	90,99,380	173,24,559

FINANCIAL STATEMENT

Central Adoption Resource Authority

West Block - 8, Wing - 2, 2nd Floor, R.K. Puram, New Delhi - 110 066

SCHEDULES FORMING PART OF BALANCE SHEET

as on 31st March, 2015

DESCRIPTION	GROSS BLOCK			DEPRECIATION			NET BLOCK		
	Cost/valuation as at beginning of the year	Additions during the year	Deductions during the year	Cost/valuation at the year-end	As at the beginning of the year	On Additions during the year	On Deductions during the year	As at the Current year-end	As at the Previous year-end
SCHEDULE 8 - FIXED ASSETS (PLAN) Details as per Annex A									
A. FIXED ASSETS :									
1. LAND :									
a) Freehold	-	-	-	-	-	-	-	-	-
b) Leasehold	-	-	-	-	-	-	-	-	-
2. BUILDINGS:									
a) On Freehold Land	-	-	-	-	-	-	-	-	-
b) On Leasehold Land	-	-	-	-	-	-	-	-	-
c) Ownership Flats/Premises	-	-	-	-	-	-	-	-	-
d) Superstructures on Land not belonging to the entity	-	-	-	-	-	-	-	-	-
3. PLANT MACHINERY & EQUIPMENT	-	-	-	-	-	-	-	-	-
4. VEHICLES	-	-	-	-	-	-	-	-	-
5. FURNITURE, FIXTURES	32,51,249	1,33,100	-	33,84,349	2,05,804	2,09,315	-	29,69,230	30,45,445
6. OFFICE EQUIPMENT	-	98,949	-	98,949	445	445	-	98,504	-
7. COMPUTER/PERIPHERALS	16,64,821	1,55,500	-	18,20,321	7,75,898	1,96,526	-	8,47,897	8,88,923
8. ELECTRIC INSTALLATIONS	-	-	-	-	-	-	-	-	-
9. LIBRARY BOOKS	-	-	-	-	-	-	-	-	-
10. TIBEWELLS & W. SUPPLY	-	-	-	-	-	-	-	-	-
11. OTHER FIXED ASSETS	-	-	-	-	-	-	-	-	-
TOTAL	49,16,070	3,87,549	-	53,03,619	9,81,702	4,06,286	-	39,15,631	39,34,368
B. CAPITAL WORK-IN-PROGRESS									
GRAND TOTAL								39,15,631	39,34,368

FINANCIAL STATEMENT

Central Adoption Resource Authority

West Block - 8, Wing - 2, 2nd Floor, R.K. Puram, New Delhi - 110 066

SCHEDULES FORMING PART OF BALANCE SHEET

as on 31st March, 2015

(Amount in Rs.)

DESCRIPTION	GROSS BLOCK			DEPRECIATION			NET BLOCK			
	Cost/valu- ation as at beginning of the year	Additions during the year	Deductions during the year	Cost/valu- ation at the year-end	As at the beginning of the year	On Additions during the year	On Deductions during the year	Total up to the year-end	As at the Current year-end	As at the Previous year-end
SCHEDULE 8 - FIXED ASSETS (NON-PLAN) Details as per Annex B										
A. FIXED ASSETS :										
1. LAND :	-	-	-	-	-	-	-	-	-	-
a) Freehold	-	-	-	-	-	-	-	-	-	-
b) Leasehold	-	-	-	-	-	-	-	-	-	-
2. BUILDINGS:										
a) On Freehold Land	-	-	-	-	-	-	-	-	-	-
b) On Leasehold Land	-	-	-	-	-	-	-	-	-	-
c) Ownership Flats/Premises	-	-	-	-	-	-	-	-	-	-
d) Superstructures on Land not belonging to the entity	-	-	-	-	-	-	-	-	-	-
3. PLANT MACHINERY & EQUIPMENT	-	-	-	-	-	-	-	-	-	-
4. VEHICLES	-	-	-	-	-	-	-	-	-	-
5. FURNITURE, FIXTURES	19,35,583	4,850	-	19,40,433	13,94,823	97,770	-	14,92,593	4,47,840	5,40,760
6. OFFICE EQUIPMENT	16,14,327	12,812	-	16,27,139	7,68,227	33,786	-	8,02,013	8,25,126	8,46,100
7. COMPUTER/PERIPHERALS	23,34,944	14,605	-	23,49,549	21,99,428	16,850	-	22,16,278	1,33,271	1,35,516
8. ELECTRIC INSTALLATIONS	-	-	-	-	-	-	-	-	-	-
9. LIBRARY BOOKS	47,760	2,980	-	50,740	47,601	2,827	-	50,428	312	159
10. TIBEWELLS & W. SUPPLY	-	-	-	-	-	-	-	-	-	-
11. OTHER FIXED ASSETS	-	-	-	-	-	-	-	-	-	-
TOTAL	59,32,614	35,247	-	59,67,861	44,10,079	1,51,233	-	45,61,312	14,06,549	15,22,535
B. CAPITAL WORK-IN-PROGRESS										
GRAND TOTAL									14,06,549	15,22,535

FINANCIAL STATEMENT

Central Adoption Resource Authority

West Block - 8, Wing - 2, 2nd Floor, R.K. Puram, New Delhi - 110 066

SCHEDULES FORMING PART OF BALANCE SHEET

as on 31st March, 2015

	Current Year		Previous Year		(Amount in Rs.)
	Plan	Non-Plan	Plan	Non-Plan	
	Total	Total	Total	Total	
SCHEDULE 9 - INVESTMENT FROM EARMARKED/ENDOWMENT FUNDS:					
1. In Government Securities	-	-	-	-	-
2. Other approved Securities	-	-	-	-	-
3. Shares	-	-	-	-	-
4. Debentures and Bonds	-	-	-	-	-
5. Subsidiaries and Joint Ventures	-	-	-	-	-
6. Others (to be specified)	-	-	-	-	-
TOTAL					
SCHEDULE 10 - INVESTMENTS - OTHERS:					
1. In Government Securities	-	-	-	-	-
2. Other approved Securities	-	-	-	-	-
3. Shares	-	-	-	-	-
4. Debentures and Bonds	-	-	-	-	-
5. Subsidiaries and Joint Ventures	-	-	-	-	-
6. Others (to be specified)	-	-	-	-	-
Interest accrued but not received	-	63,33,100.00	63,33,100.00	54,70,230.00	54,70,230.00
Fixed Deposit (With Syndicate Bank)	-	63,33,100.00	63,33,100.00	54,70,230.00	54,70,230.00
TOTAL					

FINANCIAL STATEMENT

Central Adoption Resource Authority

West Block - 8, Wing - 2, 2nd Floor, R.K. Puram, New Delhi - 110 066

SCHEDULES FORMING PART OF BALANCE SHEET

as on 31st March, 2015

(Amount in Rs.)

	Current Year			Previous Year		
	Plan	Non-Plan	Total	Plan	Non-Plan	Total
SCHEDULE 11 - CURRENT ASSETS, LOANS, ADVANCES ETC.						
A. CURRENT ASSETS :						
1. Inventories :						
a) Stores and Spares	-	-	-	-	-	-
b) Loose Tools	-	-	-	-	-	-
c) Stock-in-trade	-	-	-	-	-	-
Finished Goods	-	-	-	-	-	-
Work-in-progress	-	-	-	-	-	-
Raw Materials	-	-	-	-	-	-
Total						
2. Sundry Debtors :						
a) Debts Outstanding for a period exceeding six months						
b) Others						
3. Cash balances in hand (including cheques/drafts and imprest) :	12,422.00	14,010.00	26,432.00	16,624.00	19,036.00	35,660.00
4. Bank Balances :						
a) With Scheduled Banks :						
* On Current Accounts						
* On Deposit Accounts (includes margin money)						
* On Savings Accounts	7,46,102.00	9,45,841.00	16,91,943.00	75,03,593.00	13,38,083.00	88,41,676.00
b) With non-Scheduled Banks :						
* On Current Accounts						
* On Deposit Accounts						
* On Savings Accounts						
Total						
5. Post Office-Savings Accounts						
TOTAL	7,58,524.00	9,59,851.00	17,18,375.00	75,20,217.00	13,57,119.00	88,77,336.00

FINANCIAL STATEMENT

Central Adoption Resource Authority

West Block - 8, Wing - 2, 2nd Floor, R.K. Puram, New Delhi - 110 066

SCHEDULES FORMING PART OF BALANCE SHEET

as on 31st March, 2015

	Current Year			Previous Year			(Amount in Rs.)
	Plan	Non-Plan		Plan	Non-Plan		
		Total	Total		Total	Total	
SCHEDULE 11 - CURRENT ASSETS, LOANS, ADVANCES ETC. (Contd.)							
B. LOANS, ADVANCES AND OTHER ASSETS							
1. Loans :							
a) Staff (Annexure 'B')		2,40,000.00	2,40,000.00			1,32,100.00	1,32,100.00
b) Other Entities engaged in activities/objectives similar to that of the Entity							
c) Other (specify)							
2. Advances and other amounts recoverable in cash or in kind or for value to be received :							
a) On Capital Account							
b) Prepayments							
c) Other:							
Training and awairness as per annexure 'B'	50,04,483.00	1,405.00	50,05,888.00	44,27,862.00	1,70,407.00	45,98,269.00	45,98,269.00
NIC	47,93,083.00	1,14,689.00	49,07,772.00	47,93,083.00	2,03,700.00	49,96,783.00	49,96,783.00
CPWD	69,70,717.00	11,46,215.00	81,16,932.00	55,24,237.00	11,46,215.00	66,70,452.00	66,70,452.00
Advance Paid Lease line (MTNL & NICS)	9,34,996.00		9,34,996.00	9,34,996.00		9,34,996.00	9,34,996.00
Secruity Deposit (Secretary-CARA residence)		1,20,000.00	1,20,000.00				
DAVP	562,88,323.00		562,88,323.00	618,51,294.00		618,51,294.00	618,51,294.00
d) Postage advance		10,456.00	10,456.00		59,004.00	59,004.00	59,004.00
N/CSI	41,12,411.00		41,12,411.00	41,12,411.00			
NID A/c		2,50,000.00	2,50,000.00		2,50,000.00	2,50,000.00	2,50,000.00
DGS & D	7,28,692.00	1,791.00	7,30,483.00	40,385.00	1,791.00	42,176.00	42,176.00
Directorate of Estate	8,000.00		8,000.00	8,000.00		8,000.00	8,000.00
NCW		23,146.00	23,146.00				
CID, PHO Bhopal		18,000.00	18,000.00				

FINANCIAL STATEMENT

Central Adoption Resource Authority

West Block - 8, Wing - 2, 2nd Floor, R.K. Puram, New Delhi - 110 066

SCHEDULES FORMING PART OF BALANCE SHEET

as on 31st March, 2015

	Current Year			Previous Year		
	Plan	Non-Plan	Total	Plan	Non-Plan	Total
	(Amount in Rs.)					
SCHEDULE 11 - CURRENT ASSETS, LOANS, ADVANCES ETC. (Contd.)						
3. Income Accrued :						
a) On Investments from Earmarked/ Endowment Funds		2,70,902.00	2,70,902.00	-	6,04,732.00	6,04,732.00
b) On Investments - Others (FDRs)				-	11,784.00	11,784.00
c) On Loans and Advances						
d) Others (includes income due unrealised Interest receivable- Rs. _____)		3,593.00	3,593.00			
Grant-in-aid Receivable						
Total						
4. Claims Receivable :						
TOTAL (B)	788,40,705.00	22,00,197.00	810,40,902.00	775,79,857.00	25,79,733.00	801,59,590.00
TOTAL (A+B)	795,99,229.00	31,60,048.00	827,59,277.00	851,00,074.00	39,36,852.00	890,36,926.00

FINANCIAL STATEMENT

Central Adoption Resource Authority

West Block - 8, Wing - 2, 2nd Floor, R.K. Puram, New Delhi - 110 066

SCHEDULES FORMING PART OF BALANCE SHEET

as on 31st March, 2015

	Current Year			Previous Year			(Amount in Rs.)
	Plan	Non-Plan	Total	Plan	Non-Plan	Total	
	SCHEDULE 12 - INCOME FROM SALES/SERVICES :						
1) Income from Sales							
a) Sale of Finished Goods	-	-	-	-	-	-	
b) Sales of Raw Material	-	-	-	-	-	-	
c) Sale of Scraps	-	-	-	-	-	-	
2) Income from Services							
a) Labour and Processing Charges	-	-	-	-	-	-	
b) Professional/Consultancy Services	-	-	-	-	-	-	
c) Agency Commission and Brokerage	-	-	-	-	-	-	
d) Maintenance Services (Equipment/Property)	-	-	-	-	-	-	
e) Other (Specify)	-	-	-	-	-	-	
TOTAL	-	-	-	-	-	-	
SCHEDULE 13 - GRANTS/SUBSIDIES :							
(Irrevocable Grants & Subsidies Received)							
Add:- Op unspent grant	75,20,633	5,82,710	81,03,343	2,23,634	-	2,23,634	
1) Central Government	310,00,000	171,66,000	481,66,000	537,11,000	169,66,000	706,77,000	
Less:- Unspent grant on 31/3/2014	(7,58,524)	-	(7,58,524)	(75,20,633)	(5,82,710)	(81,03,343)	
less:- Amount transfer to Capital Fund	(3,87,549)	(35,247)	(4,22,796)				
2) State Government (s)							
3) Government Agencies							
4) Institutions/Welfare Bodies							
5) International Organisations							
6) Other (Specify)							
TOTAL	373,74,560	177,13,463	550,88,023	464,14,001	163,83,290	627,97,291	

FINANCIAL STATEMENT

Central Adoption Resource Authority

West Block - 8, Wing - 2, 2nd Floor, R.K. Puram, New Delhi - 110 066

SCHEDULES FORMING PART OF BALANCE SHEET

as on 31st March, 2015

(Amount in Rs.)

	Current Year			Previous Year		
	Plan	Non-Plan	Total	Plan	Non-Plan	Total
SCHEDULE 16 - INCOME FROM ROYALTY, PUBLICATION ETC. :						
1) Income from Royalty			-			-
2) Income from Publications			-			-
3) Others (specify)			-			-
TOTAL			-			-
SCHEDULE 17 - INTEREST EARNED :						
1) On Term Deposits :						
a) With Scheduled Banks (Interest Accrued but not received)			-			-
b) With Non-Scheduled Banks			-			-
c) With Institutions			-			-
d) others			-			-
2) On Savings Accounts :						
a) With Scheduled Banks	7,29,490	6,12,872	13,42,362	4,35,681	5,43,610	9,79,291
b) With Non-Scheduled Banks						
c) With Institutions						
d) others						
3) On Loans :						
a) Employees/Staff			-			-
b) Others						
4) Interest on Debtors and Other Receivables						
TOTAL	7,29,490	6,12,872	13,42,362	4,35,681	5,43,610	9,79,291

Note : Tax deducted at source to be indicated

FINANCIAL STATEMENT

Central Adoption Resource Authority

West Block - 8, Wing - 2, 2nd Floor, R.K. Puram, New Delhi - 110 066

SCHEDULES FORMING PART OF BALANCE SHEET

as on 31st March, 2015

(Amount in Rs.)

	Current Year			Previous Year		
	Plan	Non-Plan	Total	Plan	Non-Plan	Total
SCHEDULE 18 - OTHER INCOME :						
1) Profit on Sale/disposal of Assets						-
a) Owned assets						-
b) Assets acquired out of grants, or received free of cost						-
2) Export Incentives realized						-
3) Fees for Miscellaneous Services						-
4) Miscellaneous Income				12,047		12,047
Sale of old newspaper and magazines						-
Rebate by Postal Deptt. on use of franking Machine						-
RTI Fee		405	405		290	290
Foreign Contribution Received		76,735	76,735		77,108	77,108
International meet (R.Fees A/c)		-	-			-
TOTAL		77,140	77,140	12,047	77,398	89,445
SCHEDULE 19 - INCREASED/(DECREASE) IN STOCK OF FINISHED GOODS & WORK IN PROGRESS :						
a) Closing stock						-
i) Finished Goods						-
ii) Work-in-progress						-
b) Less : Opening Stock						-
i) Finished Goods						-
ii) Work-in-progress						-
TOTAL						

FINANCIAL STATEMENT

Central Adoption Resource Authority

West Block - 8, Wing - 2, 2nd Floor, R.K. Puram, New Delhi - 110 066

SCHEDULES FORMING PART OF BALANCE SHEET

as on 31st March, 2015

	Current Year			Previous Year			(Amount in Rs.)
	Plan	Non-Plan		Plan	Non-Plan		
		Total	Total		Total	Total	
SCHEDULE 20 - ESTABLISHMENT EXPENSES :							
a) Salaries and Wages		105,08,537	105,08,537			84,75,331	84,75,331
Manpower charges		-	-			-	-
b) Allowances, Bonus and honorarium		46,190	46,190			1,28,558	1,28,558
c) Reimbursement of Tuition Fee		3,49,500	3,49,500			2,08,750	2,08,750
d) Pension & leave salary contribution		16,52,454	16,52,454			61,799	61,799
e) Medical Expenses		1,89,970	1,89,970			2,50,663	2,50,663
f) LTC Expenses		68,120	68,120			3,27,705	3,27,705
g) Uniform charges		-	-			-	-
h) Employer Contribution to PF		9,70,081	9,70,081			8,11,798	8,11,798
i) EDLI (PF)		47,050	47,050			43,193	43,193
j) EPF Administrative charges		1,04,463	1,04,463			95,884	95,884
k) FSC		27,337	27,337			-	-
l) Lease Rent		3,13,508	3,13,508			-	-
j) Over time Allowance							
Gratuity Provision		18,73,373	18,73,373				
Accumulated leave Salary Provision							
TOTAL A+B	-	161,50,583	161,50,583	-	104,03,681	104,03,681	104,03,681

FINANCIAL STATEMENT

Central Adoption Resource Authority

West Block - 8, Wing - 2, 2nd Floor, R.K. Puram, New Delhi - 110 066

SCHEDULES FORMING PART OF BALANCE SHEET

as on 31st March, 2015

	Current Year			Previous Year			(Amount in Rs.)
	Plan	Non-Plan	Total	Plan	Non-Plan	Total	
SCHEDULE 21 - OTHER ADMINISTRATIVE EXPENSES							
Newspaper, Books and Periodicals		44,514	44,514		33,963	33,963	33,963
Repairs and Maintenance of Office Equipment		1,63,721	1,63,721		5,09,425	5,09,425	5,09,425
Vehicles Hiring (Car)		8,04,011	8,04,011		8,00,153	8,00,153	8,00,153
Postage and Telegram Charges		1,40,987	1,40,987		1,17,055	1,17,055	1,17,055
Printing and Stationery		4,36,551	4,36,551		4,61,049	4,61,049	4,61,049
Travelling Expenses		3,15,444	3,15,444		3,87,932	3,87,932	3,87,932
Conveyance Expenses		13,469	13,469		47,570	47,570	47,570
Meeting Expenses		84,362	84,362		48,734	48,734	48,734
Professional Charges & Legal		1,21,127	1,21,127		48,513	48,513	48,513
Consultancy Service charges	43,84,850	-	43,84,850	35,21,636	-	35,21,636	35,21,636
Bank Charges	1,661	1,433	1,433	1,349	1,413	1,413	2,762
Office Expenses		78,763	78,763		51,797	51,797	51,797
Advertisement and Publicity	282,16,082	-	282,16,082	169,94,472	-	169,94,472	169,94,472
Telephone Charges		2,97,398	2,97,398		2,36,998	2,36,998	2,36,998
Annual Meet Expenses	19,99,998	-	19,99,998		-	-	-
Audit Fees		1,13,738	1,13,738		1,08,873	1,08,873	1,08,873
Hospitality		36,000	36,000		30,911	30,911	30,911
Recruitment and Training Expenses		-	-		8,802	8,802	8,802
Training and Awareness Programme expenses	21,81,617	1,69,002	23,50,619	25,90,106	-	25,90,106	25,90,106
Water and Electricity charges		42,600	42,600		47,340	47,340	47,340
Security and Cleaning Expenses		10,20,976	10,20,976		8,06,774	8,06,774	8,06,774
Repair and Maintenance of Office Building	2,660	2,660	2,660		10,790	10,790	10,790
Computer Networking and accessories	77,668	1,26,609	1,26,609		18,667	18,667	18,667
CARINGS & Consultation Charges	56,611	56,611	56,611	48,82,705	-	48,82,705	48,82,705
Sitting Fee Account		6,68,450	6,68,450		7,83,300	7,83,300	7,83,300
Hindi Pakhwada Expenses		39,000	39,000		39,000	39,000	39,000
Conference & Exhibition Expenses	2,240	2,240	2,240	17,02,233	-	17,02,233	17,02,233
MIS Application Expenses		89,011	89,011		5,56,176	5,56,176	5,56,176
Repair and Maintenance of Office Furniture		44,494	44,494		1,880	1,880	1,880
Toll Free Helpline Expenses	15,067	15,067	15,067				
GROSS TOTAL	369,38,454	47,73,992	416,95,718	296,92,501	51,57,115	348,49,616	348,49,616

Central Adoption Resource Authority

West Block - 8, Wing - 2, 2nd Floor, R.K. Puram, New Delhi - 110 066

SCHEDULES FORMING PART OF BALANCE SHEET

as on 31st March, 2015

	Current Year			Previous Year			(Amount in Rs.)
	Plan	Non-Plan	Total	Plan	Non-Plan	Total	
	SCHEDULE 22 - EXPENDITURE ON GRANTS, SUBSIDIES ETC.:						
a) Grants given to Institutions/Organisations			-			-	
b) Subsidies given to Institutions/Organisations			-			-	
TOTAL			-			-	

Note: *Name of the Entities, their Activities along with the amount of Grants/ subsidies are to be disclosed.*

SCHEDULE 23 - INTEREST:						
a) On Fixed :pams			-			-
b) On Other Loans (including Bank Charges)			-			-
c) Others (specify)			-			-
TOTAL			-			-

FINANCIAL STATEMENT

Central Adoption Resource Authority
West Block - 8, Wing - 2, 2nd Floor, R.K. Puram, New Delhi - 110 066
SCHEDULES FORMING PART OF BALANCE SHEET
as on 31st March, 2015

Schedule-24**Significant Accounting Policies/ Basis for Preparations of Accounts:****1. Accounting Convention:**

The Financial Statements have been prepared on the accrual method of accounting.

2. Inventory Valuation:

Store and Spares are valued at cost.

3. Investments:

Investments classified as "long term investments" are carried at cost.

4. Fixed Assets:

4.1 Fixed Assets are stated at cost of acquisition inclusive of inward freight, duties and taxes and incidental and direct expenses related to acquisition.

4.2 Fixed Assets acquire by way of non-recurring grant are capitalized at values stated by corresponding credit to Capital Fund.

5. Depreciation:

5.1 Depreciation is provided on straight-line method as per rates specified in the Companies Act.

5.2 In respect of additions to/ deductions from fixed assets during the year, depreciation is considered on pro-rata basis.

5.3 Assets costing Rs. 5,000/- or less each are fully provided.

5.4 Residual Value of fixed assets has been taken @ 5% of the total cost.

6. Government Grants/ Subsidies:

6.1 Government grant / subsidy are accounted on realization basis.

6.2 Grants received from Central Government has not been received with specific instruction for Capital Expenses and therefore the amount spent on acquisition of capital assets not otherwise specified has been shown under Capital Fund.

7. Lease:

Lease rentals are expensed with reference to lease terms.

8. Retirement Benefits:

8.1 Liability towards gratuity payable on death/ retirement of employees is accrued based on actuarial calculation.

8.2 Provision for accumulated leave encashment benefit to the employees is accrued and computed on assumption that employees are entitled to receive the benefit as at each year end.

FINANCIAL STATEMENT

Central Adoption Resource Authority

West Block - 8, Wing - 2, 2nd Floor, R.K. Puram, New Delhi - 110 066

SCHEDULES FORMING PART OF BALANCE SHEET

as on 31st March, 2015

Schedule-25

Contingent Liabilities and Notes on Accounts

1. Contingent Liabilities for the period ended on 31st March 2015 is Rs. Nil
2. In the opinion of the Management, the current assets, loans and advances have a value on realization in the ordinary course of business, equal at least to the aggregate amount shown in the Balance Sheet.
3. In view of there being no taxable income under Income Tax Act, 1961 no provision for Income Tax has been made.
4. Corresponding figures for the previous year have been regrouped/ rearranged, wherever necessary.
5. Schedule 1 to 25 are annexed to and form an integral part of the Balance Sheet as at 31st March 2015 and the Income and Expenditure Account for the year ended on that date.

FINANCIAL STATEMENT

Central Adoption Resource Authority

West Block - 8, Wing - 2, 2nd Floor, R.K. Puram, New Delhi - 110 066

ADVANCE FOR TRAINING AND AWAIRNESS PROGRAMME

as on 31st March, 2015

S. No.	Name of NGO/ Govt. Office	Date of Release	Amount	
			Non-Plan	Plan
1	The Director General, RCVP Narona academy of Administration, Bhopal	13.11.2006	1,405	
3	ICCW New delhi	19.8/10.9.2008		6,18,860
4	Director, WCD, Raipur	22.08.2008		1,64,320
5	RCVP, Narohna, Acamdemy of Administration, Bhopal	23.03.2010		1,60,320
6	YASODA Pune			55,000
7	Director, WCD, Raipur	03.06.2010		1,64,320
8	Director, WCD , Chandigarh	18.06.2010		1,64,320
11	Director, Social Welfare, Patna, Bihar	09.02.2011		2,28,396
12	Director, WCD, Andra Pradesh	24.02.2011		2,48,808
13	Director, Social Welfare, Ranchi	14.07.2011		92,336
14	The state Child Protection Society, Nagland	02.09.2011		99,704
16	ICDS, Society,Banglore, Karnataka	20.10.2011		54,400
19	Director, Social Welfare, Guwahati, Assam	10.02.2012		90,515
20	Karnataka Integrated child prot Society	25-6-2012		75,400
21	WCD, Chandigarh	10-03-2012		1,06,172
24	Director Deptt of SW. Ranchi	29-05-2013		1,00,000
25	The Director, Maharashtra State Child P. Society	04-06-2013		1,58,000
26	Director, Social Welfare, W.Bangal (Silliguri Prog)	06.06.2013		1,58,000
27	Director, WCD, Banglore	26.06.2013		1,10,017
29	Director, Social Welfare, Tamil Nadu, Chennai	25-11-2013		1,57,916
31	Chairman, VCA Hydrabad	17-01-2014		36,585
32	Director, Deptt. Of Social Welfare, Gov of Manipur	28-01-2014		1,01,179
33	Director, Social Welfafe, W.Bangal, Kolkatta	25-03-2014		3,03,248
34	Director WCD, Shimla, HP	26.06.2014		1,63,749
35	Director, WCD, UP (Mahila Kalyan samiti)	18.09.2014		1,07,656
36	Director SW, West Bengal	28.10.2014		1,58,682
37	Director, SWD, Mizoram	14.11.2014		2,28,528
38	Director, DSW, Patna	20.11.2014		2,32,986
39	Commissioner and State Child Protection Society, Pune	16.12.2014		2,37,510
40	Director SW, Kerala	09.01.2015		2,33,504
41	Dir, WCD, State Child Protection Society, West Bengal	27.02.2015		84,460
42	Dir, Goa Institute of Public Administration	10.03.2015		1,09,592
Total			1,405	50,04,483

Loans/ Advances to Staff:

Name of Employees	Amount outstanding as on 31.3.2015	Amount outstanding as on 31.3.2014
A. Festival Advance:		
Mr. Pramod Kumar	2250	
Mr.Ritesh Ahuja-DEO	2,250	2,250
Mr.Sanjay Kumar-DEO	2,250	2,250
Mr.Devender Kumar	2,250	2,250
Mr.Ravi Rawat-DEO	2,250	2,250
Mr.Sharwan Kumar		2,250
Mr.Baljeet Singh	2,250	2,250
Mr.Vijay Singh	2,250	2,250
Mr.Bagat-Peon	2,250	2,250
Total A	18,000	18,000
B. Computer Advance:		
Mr. B.K. Sahu, Dy. Director	7,600	12,400
C. Car Advance:		
Mr. B.K. Sahu, Dy. Director	63,900	74,700
D Scooter Advance		
Mr.Vijay Singh-Steno	21,000	27,000
Mr. Sanjay Kumar, DEO	25,000	
Mr. Ritesh Ahuja, DEO	26,000	
E LTC Advance:		
Smt. C. Saraswathi, Deputy Director	78,500	
Total B+C+D	2,22,000	1,14,100
Grand Total (A+B+C+D)	2,40,000	1,32,100

FINANCIAL STATEMENT

Central Adoption Resource Authority

West Block - 8, Wing - 2, 2nd Floor, R.K. Puram, New Delhi - 110 066

PROVISION FOR EXPENSES (CURRENT LIABILITIES)

Non-Plan

Date	CV No.	Description	
			On 31/3/2015
		Security & Cleaning charges	324,856.00
		Sitting fees	93,600.00
		Car Hiring charges	102206.00
		Total	520,662.00

FINANCIAL STATEMENT

Central Adoption Resource Authority

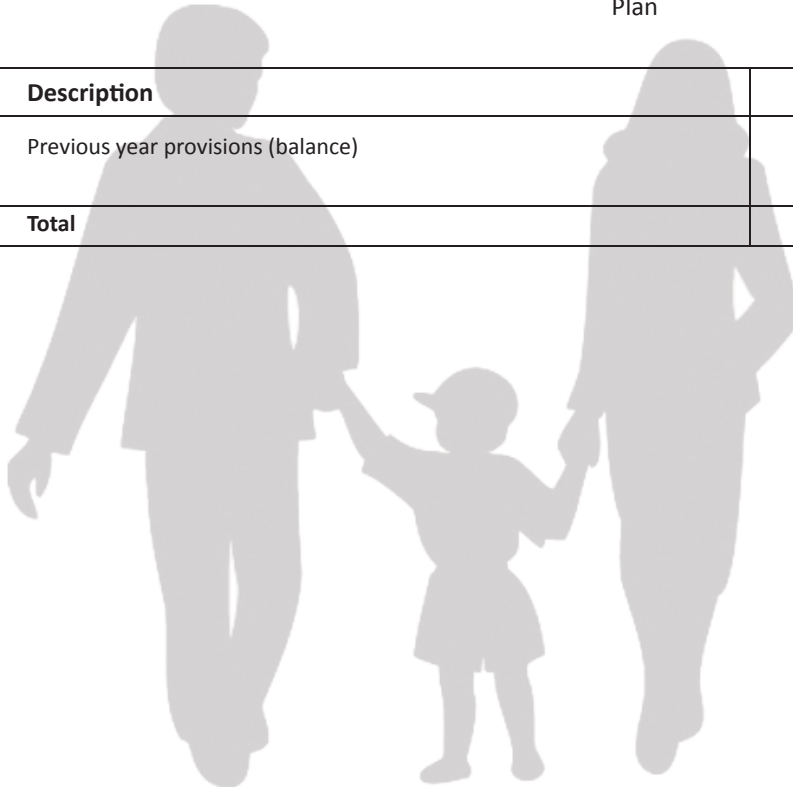
West Block - 8, Wing - 2, 2nd Floor, R.K. Puram, New Delhi - 110 066

PROVISION FOR EXPENSES

as on 31/3/2015 (Current Liabilities)

Plan

Description	Amount
Previous year provisions (balance)	704546.00
Total	704546.00





“I looked for you, though I didn’t know your face and when at last you were ours, our life took on a new dimension. We are complete family now.”



C A R A

Central Adoption Resource Authority

(Ministry of Women & Child Development, Government of India)
West Block - 8, Wing - 2, 2nd Floor, R.K. Puram, New Delhi-110066

Tel: 91-011-26180194, **Fax No:** 91-011-26180198

E mail: carahdesk.wcd@nic.in, **Website:** www.cara.nic.in



Central Adoption Resource Authority

(Ministry of Women & Child Development, Government of India)
West Block - 8, Wing - 2, 2nd Floor, R.K. Puram, New Delhi-110 066

Tel: 91-011-26180194, **Fax No:** 91-011-26180198

E mail: carahdesk.wcd@nic.in, **Website:** www.cara.nic.in